

Strive

Strive Producer App



Strive Producer

The Strive Producer is an all-in-one production suite.

The app gives you full control of the range of view, graphics, animations and videos to be broadcast.

A simple and intuitive interface allows anyone to produce a game or event from anywhere in the world.

Requirements

iPad Air 2 - 2015 or Newer

iOS 9 or Later Required

Get In Touch

StriveCast.Tv

sales@seastarlabs.com

201-942-3923

An Entire Production Van Squeezed Into An iPad

The Strive Producer iPad application is an all-in-one production suite. It is designed to be a single location to connect to your on-site camera(s) and start producing videos of games, and other school events. Our simple and intuitive interface allows anyone to produce an event from anywhere in the world.

There are two types of users in the Strive Producer application: Primary and Assistant. The Primary User is designed to start the recording and/or streaming, as well as produce the footage using digital camera tools. The Assistant User can be used for graphics, overlays and other features described below.

Full production - including following the action, adding overlays and commentary, etc. - can be achieved with just a Primary User. However, for fast-paced games like basketball, where the ball is constantly moving and the score is constantly updating, the Assistant User was created to reduce the production load on the Primary User. The Assistant User uses a second iPad to help manage the scoreboard and insert video replays and graphic overlays.

Primary User

As a Primary User, connecting to your on-site cameras is easy. Simply open our iPad app, login to your account, and hit 'Scan' to find cameras connected to the same network. Once connected, you can start recording and/or streaming at any moment and produce the footage by using our digital camera tools. To follow the action, you can use your finger to drag and resize (pinch + pull) the area of the footage you want your audience to see. You can also use the digital track pad within the app to adjust the location of the viewing area.

The Primary User has access to all other features within the app, such as overlays, commentary, replays, etc. They will be described under the Assistant User section.

Assistant User

The Assistant User has access to all Primary User features except for the ability to start recording/streaming, and to produce the footage using the camera tools. Ideally, the Primary User can produce the footage using the camera tools while the Assistant User is updating scores, adding overlays, commentary, and more.

The following is a list of video and audio features available to Assistant users (Also available in Primary)

VIDEO FEATURES

- Pausing and/or stopping the stream
- Adding team and school logos
- Update score board & timer
- Jump to replays

AUDIO FEATURES

- Adding commentary via iPad mic
- Switching between field-audio and commentary audio



Fig. 1.1

Strive Producer
Primary User

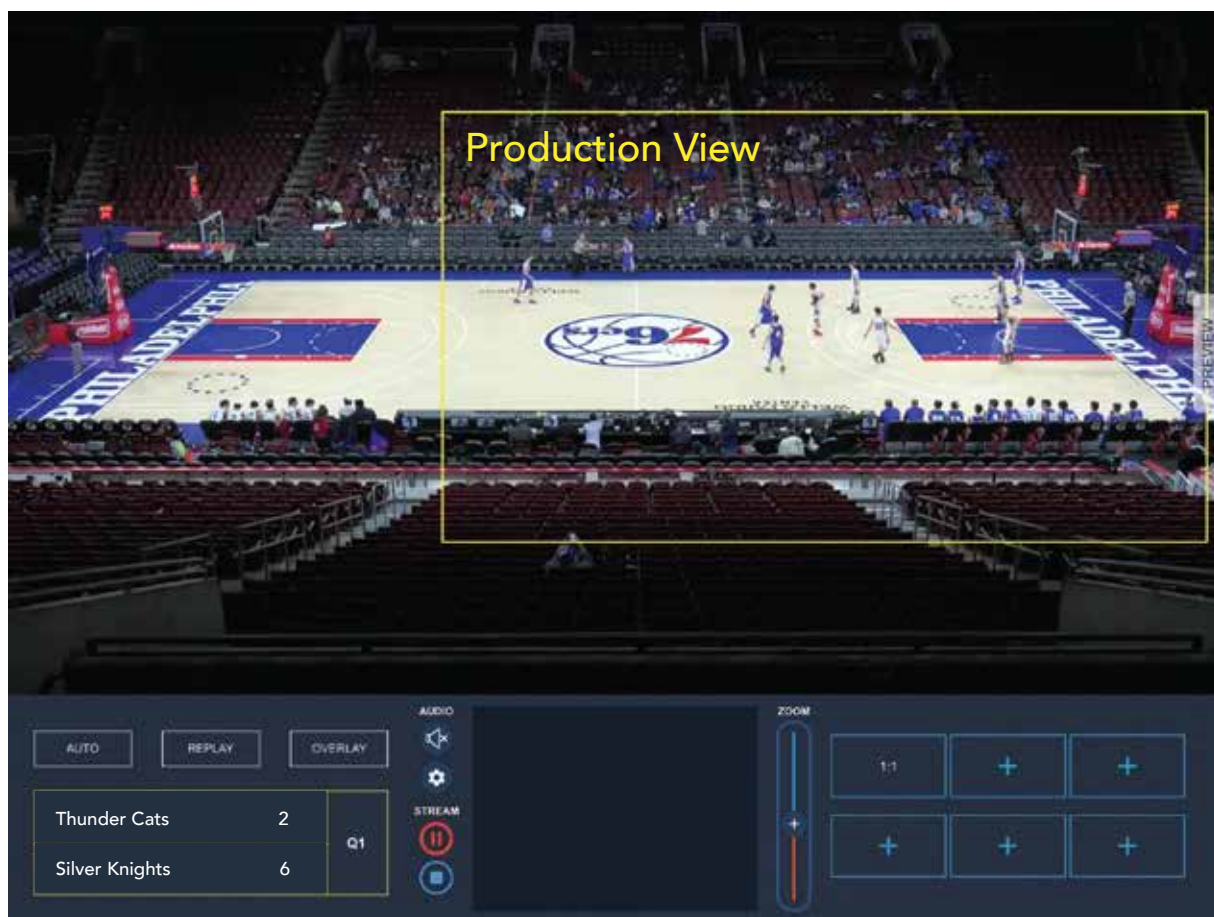


Fig. 1.2

Strive Producer
Assistant User

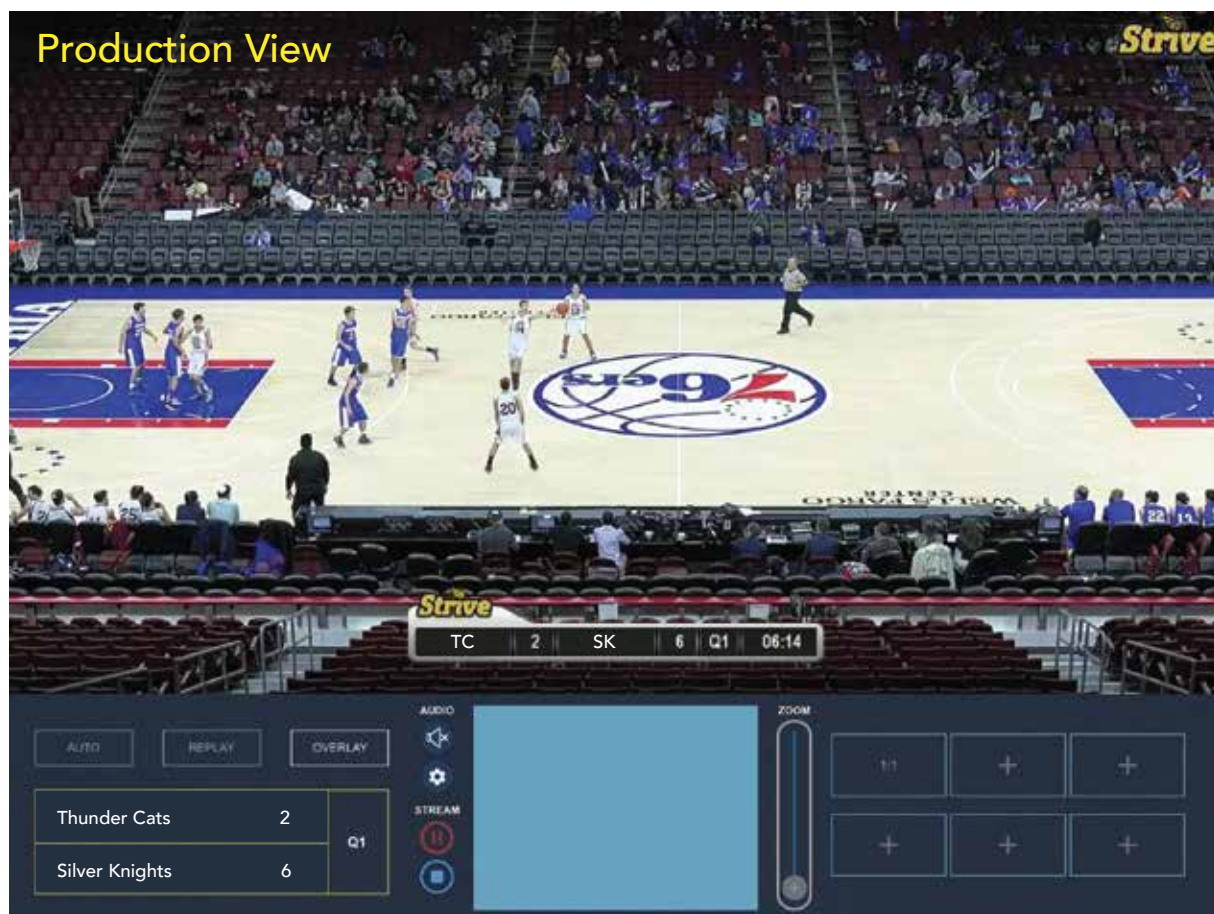


Fig. 2.1

Scoreboard & Clock

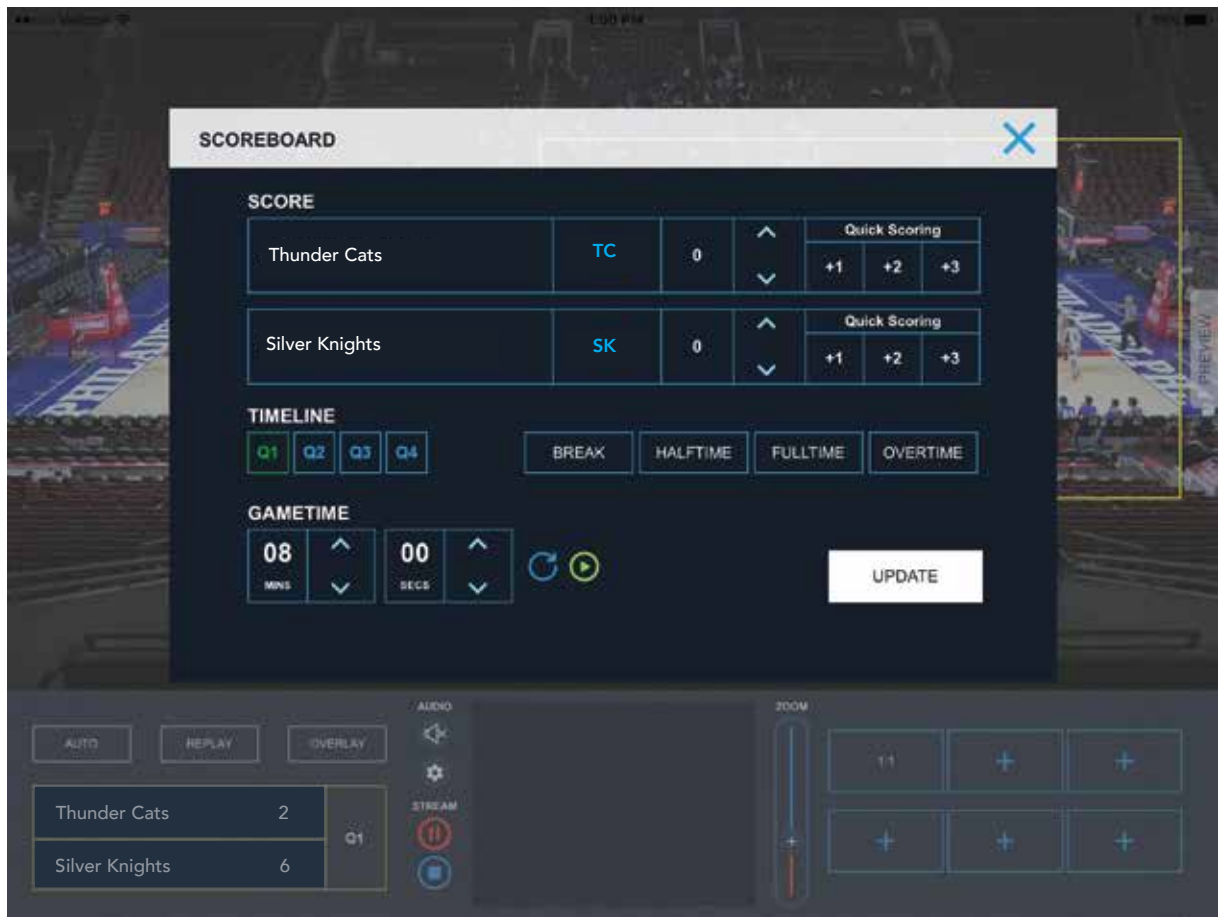


Fig. 2.2

Overlays & Scoreboard

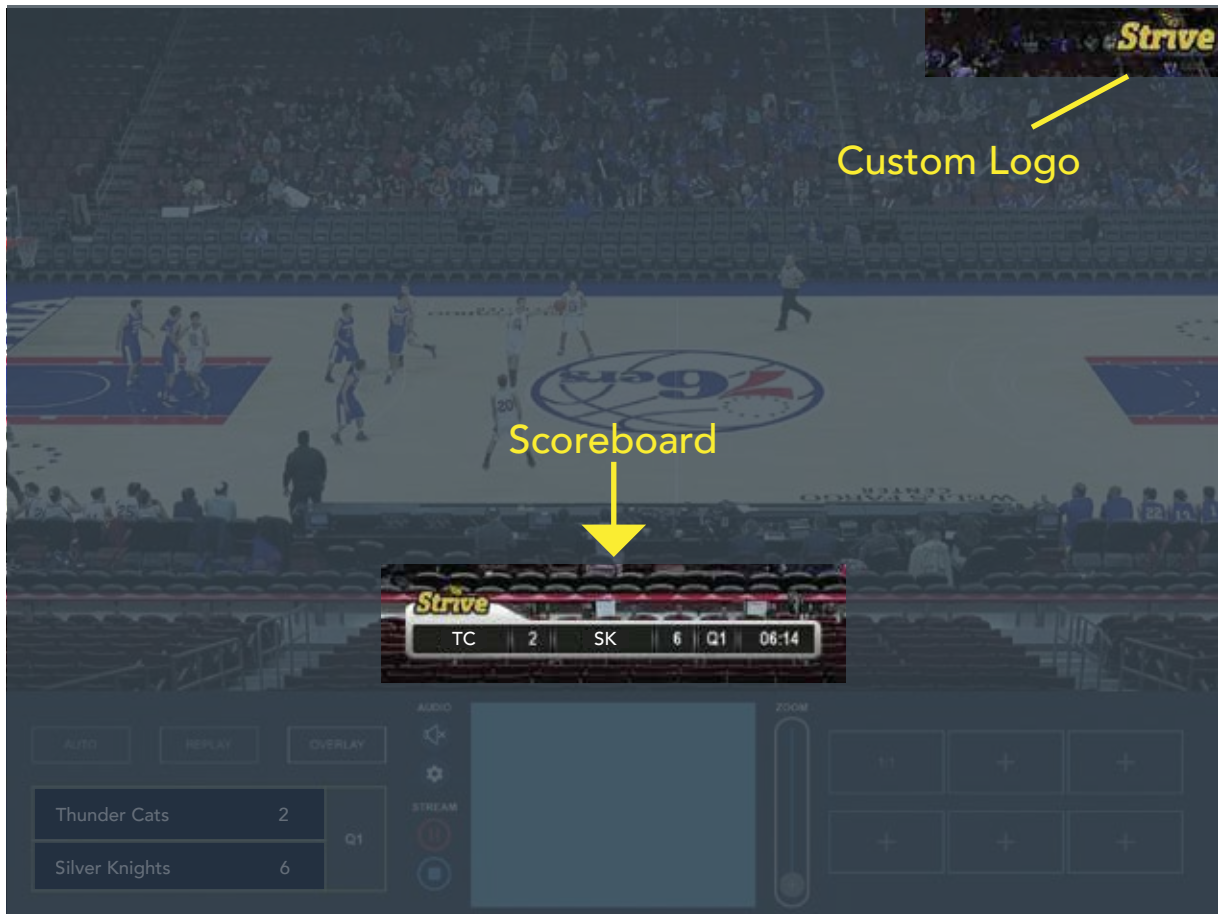


Fig. 3.1

Adding An Overlay

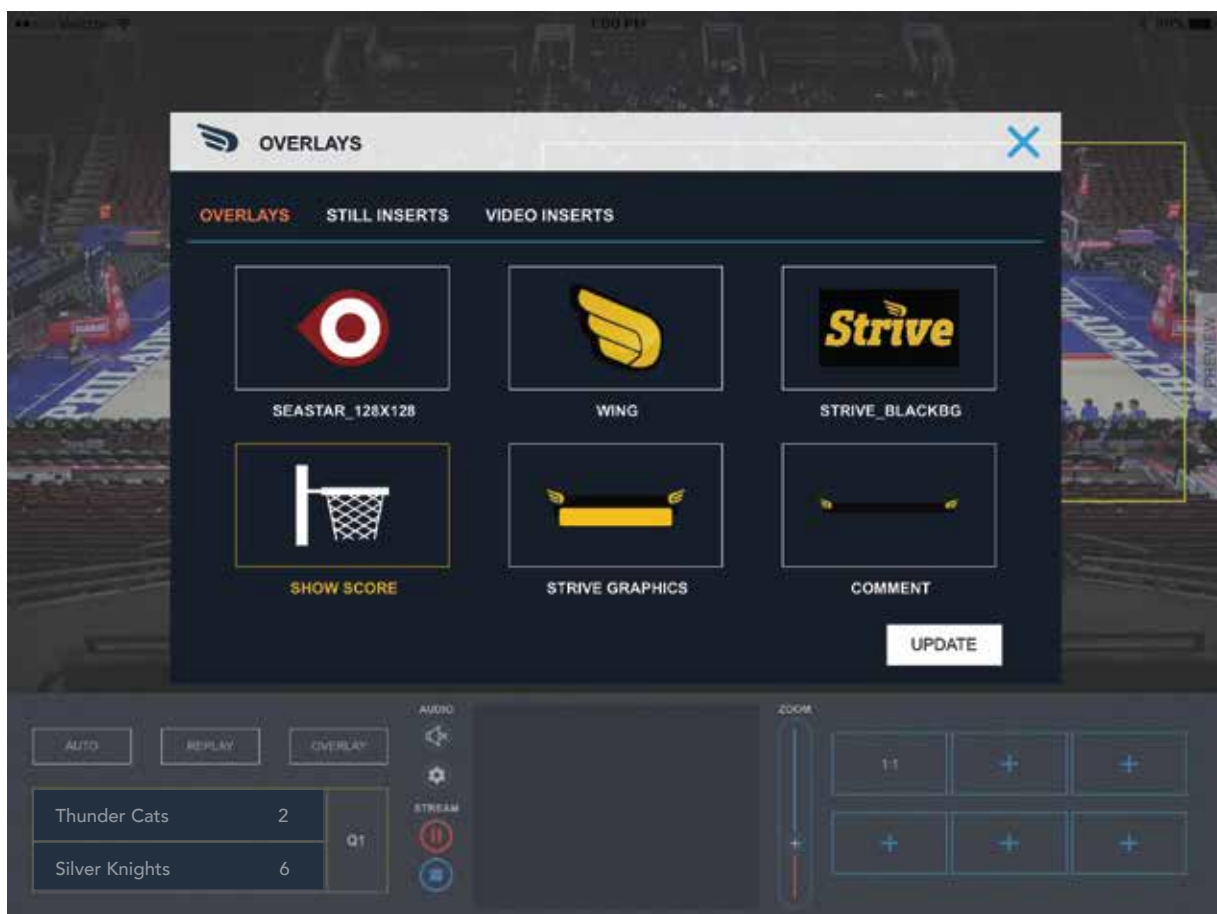


Fig. 3.2

Select Overlay Location & Display Duration

